

Scaled data based on original data using
LM-79-08 Approved Method: Electrical and Photometric Measurements of Solid-
State Lighting Products

Test Report Prepared for
Cooper Lighting Solutions
(formerly Eaton)

Brand: McGRAW-EDISON

Report Number: P386818

Luminaire Tested: **GWC-SA2C-730-U-T3-HSS**

Issue Date: 3/3/2020

Test Information

Test Method: LM-79-08
Report Number: P386818
TEST IS SCALED FROM IESNA LM-79-08 TEST DATA (G2-1903-205-15)
Test Lab: INNOVATION CENTER
Issue Date: 3/3/2020
Manufacturer: COOPER LIGHTING SOLUTIONS (FORMERLY EATON)
Product Line: MCGRAW-EDISON
Catalog Number: GWC-SA2C-730-U-T3-HSS
Description: GALLEON WALL LUMINAIRE
(2) 70 CRI, 3000K, 1050mA LIGHTSQUARES WITH 16 LEDS EACH AND TYPE III OPTICS WITH HOUSE SIDE SHIELD
Light Source: -
Ballast/Driver: ELECTRONIC DRIVER

Summary

Lumens per Lamp: N/A
Luminaire Lumens: 9797 lumens
Efficiency: N/A
Efficacy: 86.7 lumens/watt
Luminous Opening: Rectangular (W 1' x L: 0.5' x H: 0')
IES Classification: Type III - Short
BUG Rating: B1 - U0 - G2

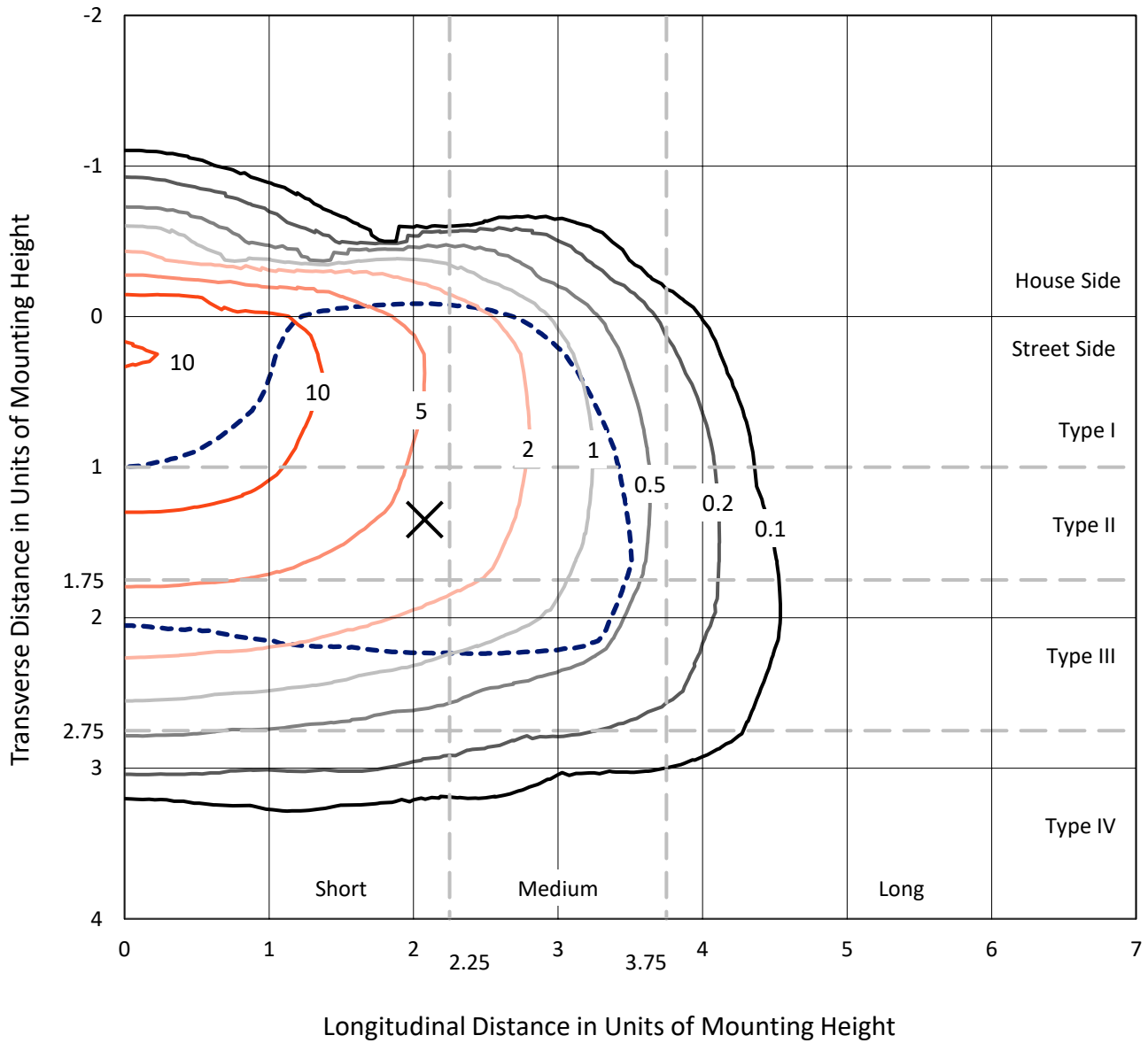
Input Watts (W): 113
Input Voltage (V): NR
Input Current (Ain): NR
Voltage Rise (V): NR
Power Factor: NR
Total Harmonic Distortion (THDi): NR
Frequency (hertz): 60
Stabilization Time: NR
Operation Time: NR
Ambient Temperature (°C): NR
Test Distance: 24 FT



REPORT NUMBER: P386818
 CATALOG NUMBER: GWC-SA2C-730-U-T3-HSS

Iso-Footcandle Lines of Horizontal Illumination

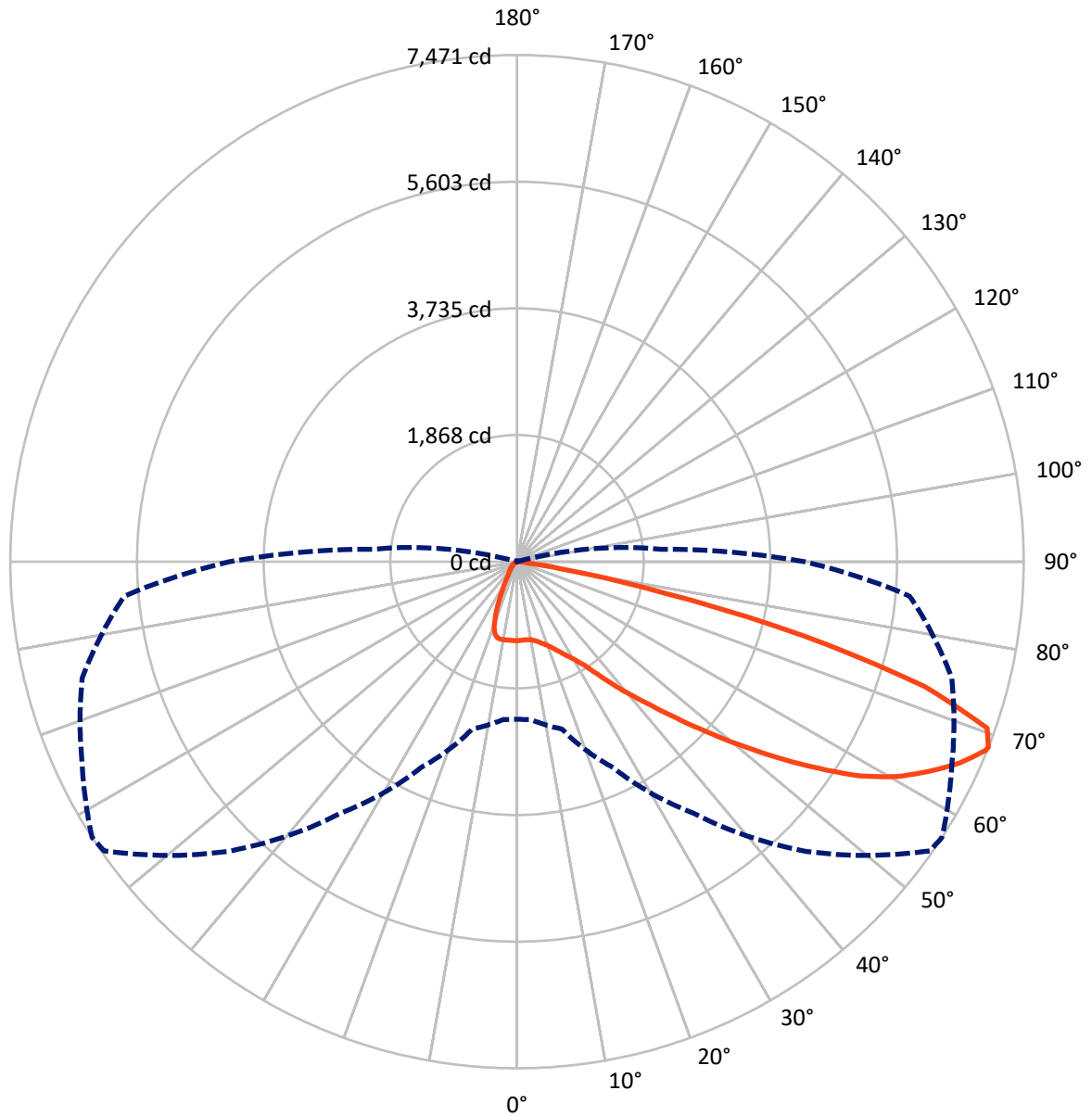
✕ Max cd
 - - - 1/2 Max cd



Based on 10 foot mounting height. Maximum calculated value = 15 fc
 Type III - Short - N/A

REPORT NUMBER: P386818
CATALOG NUMBER: GWC-SA2C-730-U-T3-HSS

Luminous Intensity Polar Plot



— Vertical Plane Through 57-Deg Lateral - - - Horizontal Cone Through 68-Deg Vertical



REPORT NUMBER: P386818

CATALOG NUMBER: GWC-SA2C-730-U-T3-HSS

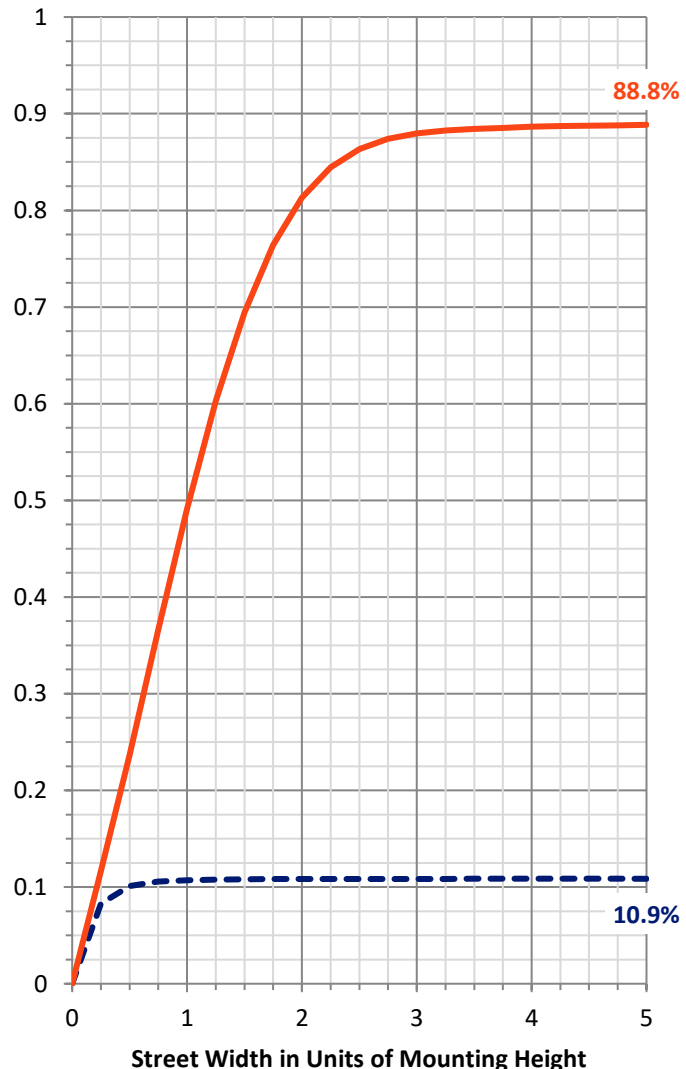
FLUX DISTRIBUTION:

		Downward	Upward	Total
House Side	Lumens	1074.3	0.0	1074.3
	% Fixture	11.0	0.0	11.0
Street Side	Lumens	8722.7	0.0	8722.7
	% Fixture	89.0	0.0	89.0
Total	Lumens	9797.0	0.0	9797.0
	% Fixture	100.0	0.0	100.0

Coefficient of Utilization

ZONAL LUMENS:

Zone	Lumens	% Fixture
0°-10°	108.9	1.1
10°-20°	301.9	3.1
20°-30°	520.8	5.3
30°-40°	898.9	9.2
40°-50°	1537.6	15.7
50°-60°	2459.9	25.1
60°-70°	2842.2	29.0
70°-80°	1086.1	11.1
80°-90°	40.7	0.4
90°-100°	0.0	0.0
100°-110°	0.0	0.0
110°-120°	0.0	0.0
120°-130°	0.0	0.0
130°-140°	0.0	0.0
140°-150°	0.0	0.0
150°-160°	0.0	0.0
160°-170°	0.0	0.0
170°-180°	0.0	0.0
0°-90°	9797.0	100.0
0°-180°	9797.0	100.0



REPORT NUMBER: P386818

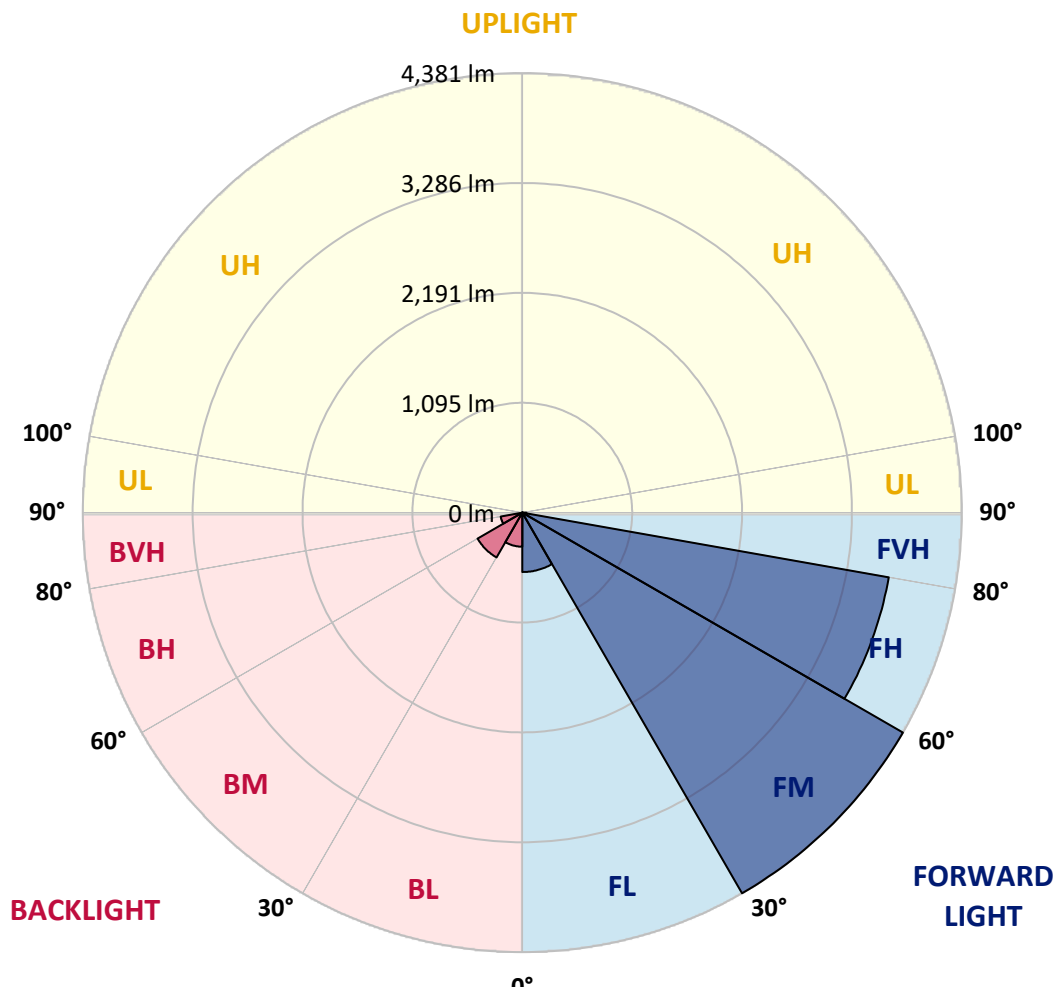
CATALOG NUMBER: GWC-SA2C-730-U-T3-HSS

LUMINAIRE CLASSIFICATION SYSTEM LUMEN TABLE AND BUG RATING:

Zone	Lumens	% Fixture	Zone Rating/Lumen Limit		
			B	U	G
FL (0°-30°)	592.1	6.0			
FM (30°-60°)	4381.1	44.7			
FH (60°-80°)	3709.5	37.9			G2/5000
FVH (80°-90°)	40.0	0.4			G1/100
BL (0°-30°)	339.5	3.5	B1/500		
BM (30°-60°)	515.3	5.3	B1/1000		
BH (60°-80°)	218.8	2.2	B1/500		G1/500
BVH (80°-90°)	0.7	0.0			G0/10
UL (90°-100°)	0.0	0.0		U0/0	
UH (100°-180°)	0.0	0.0		U0/0	

BUG Rating: B1-U0-G2

Type III Short





REPORT NUMBER: P386818

CATALOG NUMBER: GWC-SA2C-730-U-T3-HSS

CANDELA DISTRIBUTION (FULL):

	0°	5°	15°	25°	35°	45°	55°	57°	65°	75°	85°
0°	1164.1	1164.1	1164.1	1164.1	1164.1	1164.1	1164.1	1164.1	1164.1	1164.1	1164.1
2.5°	1136.8	1141.9	1145.6	1147.9	1150.7	1156.7	1158.6	1161.4	1162.8	1162.8	1166.0
5°	1091.9	1097.4	1105.3	1111.8	1124.8	1141.4	1153.5	1158.1	1166.5	1173.9	1178.0
7.5°	1050.2	1056.7	1065.9	1081.2	1103.5	1130.3	1155.3	1161.8	1178.0	1193.8	1201.7
10°	1023.3	1028.4	1040.5	1062.2	1091.4	1128.9	1164.1	1172.0	1199.8	1226.2	1241.0
12.5°	1014.0	1018.7	1031.2	1055.7	1091.9	1135.9	1184.5	1196.1	1236.9	1275.3	1296.2
15°	1027.5	1028.4	1041.8	1065.0	1100.7	1153.0	1218.3	1232.2	1283.7	1333.7	1359.6
17.5°	1079.4	1075.2	1082.1	1092.3	1120.6	1175.7	1254.0	1274.9	1343.4	1402.3	1426.8
20°	1209.1	1209.1	1193.3	1165.5	1166.0	1210.9	1302.2	1325.8	1409.7	1477.8	1500.0
22.5°	1431.0	1426.8	1395.3	1327.2	1264.7	1271.6	1361.0	1391.6	1489.3	1562.1	1569.5
25°	1697.8	1692.7	1644.1	1548.2	1439.8	1369.8	1440.7	1475.9	1584.3	1648.7	1633.4
27.5°	1980.4	1976.2	1928.0	1809.0	1654.7	1526.4	1535.7	1569.0	1681.1	1744.6	1696.0
30°	2254.2	2255.6	2207.8	2085.5	1910.9	1726.1	1656.1	1675.6	1775.2	1839.6	1770.1
32.5°	2514.5	2516.4	2475.1	2338.5	2175.4	1958.1	1822.9	1817.8	1884.5	1948.0	1868.3
35°	2746.6	2751.2	2723.0	2616.9	2444.1	2216.6	2039.2	2027.2	2039.7	2111.5	2018.8
37.5°	2970.3	2973.1	2951.8	2862.4	2717.9	2500.6	2312.5	2295.4	2268.5	2323.7	2217.6
40°	3215.4	3208.5	3183.9	3102.8	2978.7	2814.2	2606.2	2576.6	2529.8	2578.9	2478.8
42.5°	3443.3	3435.4	3439.6	3347.9	3243.2	3136.7	2948.6	2897.6	2870.3	2926.8	2799.4
45°	3728.2	3724.0	3737.9	3658.3	3573.5	3496.1	3340.9	3285.4	3273.3	3339.6	3187.1
47.5°	4009.4	4019.6	4062.7	4028.9	3994.6	3926.5	3756.5	3731.5	3738.9	3819.0	3596.2
50°	4243.8	4255.9	4374.0	4412.9	4462.5	4422.6	4252.2	4236.9	4266.0	4338.3	4036.3
52.5°	4413.4	4437.9	4584.8	4764.0	4944.7	4971.6	4801.6	4787.7	4827.0	4838.2	4376.3
55°	4531.0	4552.8	4719.1	5047.1	5414.9	5530.7	5425.1	5371.4	5363.9	5254.2	4733.9
57.5°	4551.9	4549.6	4788.6	5230.1	5783.6	6082.4	6015.7	5962.9	5811.0	5638.7	5143.9
60°	4434.2	4447.6	4725.1	5293.5	6015.3	6499.8	6504.9	6436.4	6199.6	6012.5	5541.4
62.5°	4071.9	4126.6	4406.9	5127.2	6012.5	6668.0	6863.5	6811.1	6528.1	6318.7	5944.4
65°	3484.6	3504.0	3771.3	4557.4	5606.2	6597.6	7186.4	7166.9	6824.1	6616.1	6151.5
67.5°	2544.6	2502.5	2783.2	3588.8	4746.4	6187.1	7418.0	7442.5	7052.5	6677.3	5931.0
68°	2322.3	2334.8	2553.4	3349.3	4521.3	6042.1	7433.3	7470.8	7075.2	6637.4	5810.5
70°	1384.2	1408.3	1603.3	2306.0	3439.6	5221.7	7268.4	7354.1	6939.9	6226.5	5025.8
72.5°	353.5	382.2	566.6	1032.1	1964.6	3679.1	6135.7	6280.7	6025.5	5051.3	3392.8
75°	145.5	152.9	202.4	340.0	731.9	1657.5	4044.2	4354.5	4177.1	3024.1	1533.4
77.5°	100.5	105.6	130.2	188.5	316.9	561.9	1982.7	2206.9	1988.3	1032.1	334.5
80°	72.3	76.4	93.1	125.5	182.1	200.6	646.2	747.2	593.4	226.5	82.9
82.5°	43.1	46.3	69.5	89.4	110.7	95.9	160.7	182.5	171.9	112.6	37.1
85°	21.3	25.0	46.8	63.9	59.8	40.3	49.1	54.7	67.6	68.6	19.9
87.5°	1.4	2.8	27.3	38.4	16.7	9.3	14.4	17.6	24.1	33.8	8.3
90°	0.0	0.0	0.0	0.0	0.0	0.0	0.0	0.0	0.0	0.0	0.0



REPORT NUMBER: P386818
 CATALOG NUMBER: GWC-SA2C-730-U-T3-HSS

CANDELA DISTRIBUTION (continued):

	90°	95°	105°	115°	125°	135°	145°	155°	165°	175°	180°
0°	1164.1	1164.1	1164.1	1164.1	1164.1	1164.1	1164.1	1164.1	1164.1	1164.1	1164.1
2.5°	1167.4	1167.8	1164.6	1163.2	1164.1	1158.6	1156.3	1157.2	1157.2	1158.6	1156.3
5°	1179.0	1179.0	1173.4	1166.0	1161.8	1151.2	1144.2	1142.4	1141.0	1140.1	1138.2
7.5°	1204.0	1201.2	1191.5	1175.3	1161.4	1138.2	1120.6	1111.3	1106.7	1104.8	1103.5
10°	1244.3	1239.2	1223.0	1192.9	1160.9	1119.7	1081.2	1053.9	1031.2	1021.9	1016.4
12.5°	1298.5	1291.1	1263.7	1213.7	1157.7	1081.7	998.3	918.2	843.6	813.0	797.7
15°	1361.0	1350.4	1307.3	1231.3	1138.7	996.0	814.9	674.5	571.2	532.3	515.6
17.5°	1424.5	1410.6	1345.3	1242.4	1081.7	818.6	571.6	431.7	362.7	344.2	337.7
20°	1488.4	1468.0	1378.2	1234.1	952.9	590.2	377.1	315.5	295.6	290.0	288.1
22.5°	1549.1	1517.6	1407.8	1201.7	754.6	396.1	298.3	278.9	272.4	269.1	268.2
25°	1601.9	1557.9	1433.8	1101.6	534.1	299.3	268.7	262.2	253.9	247.8	248.3
27.5°	1651.5	1598.2	1449.5	936.7	356.2	255.7	248.8	240.0	224.7	215.9	215.9
30°	1711.2	1651.9	1461.1	720.8	262.2	226.1	220.5	207.1	186.2	174.6	174.6
32.5°	1801.1	1733.5	1453.7	505.9	217.3	198.7	185.8	167.2	144.5	133.4	133.0
35°	1938.7	1859.5	1400.9	331.7	191.8	172.8	151.9	129.2	109.3	100.1	99.6
37.5°	2124.0	2028.1	1282.3	237.2	171.9	148.7	123.7	98.7	83.8	77.8	77.4
40°	2364.4	2224.1	1112.7	192.2	153.3	125.5	95.4	76.4	66.2	61.6	62.1
42.5°	2653.0	2433.9	909.4	165.8	135.3	103.3	74.6	60.2	53.7	50.5	49.6
45°	2973.6	2641.0	696.3	147.8	117.2	83.4	58.4	47.7	42.6	40.8	40.8
47.5°	3326.1	2842.5	509.6	132.0	97.7	64.4	46.8	38.9	34.7	33.4	32.9
50°	3646.2	2982.4	367.4	115.3	80.1	51.0	38.0	32.4	29.6	27.8	27.8
52.5°	3913.1	3026.4	270.5	97.3	64.9	40.8	31.5	27.8	25.0	23.6	23.6
55°	4147.9	3008.3	201.0	80.1	52.3	33.4	26.9	23.6	21.3	19.9	19.9
57.5°	4373.1	2950.0	150.1	65.3	42.2	26.9	22.7	19.9	17.6	16.7	16.7
60°	4557.0	2852.7	111.6	52.8	33.8	21.8	19.0	16.2	14.4	13.0	13.0
62.5°	4706.1	2745.2	82.0	43.5	26.9	17.1	14.8	13.4	10.7	9.3	9.3
65°	4707.1	2566.9	61.6	36.1	20.8	13.4	11.1	10.7	6.9	5.6	5.1
67.5°	4366.6	2212.9	47.3	31.0	16.2	10.2	8.3	8.8	3.7	2.3	1.9
68°	4242.9	2123.1	44.5	30.6	15.3	9.7	7.9	8.8	3.2	1.9	1.4
70°	3577.2	1689.0	35.7	29.6	13.4	7.4	6.5	8.8	2.8	1.4	0.9
72.5°	2288.0	980.2	26.4	23.6	10.2	5.6	4.2	7.9	2.8	0.9	0.5
75°	973.7	303.9	18.1	16.7	6.0	4.2	2.8	5.1	1.9	0.5	0.0
77.5°	205.2	68.6	10.7	10.2	4.2	2.8	1.9	1.4	0.5	0.0	0.0
80°	52.8	19.9	5.6	5.1	2.3	1.4	0.9	0.0	0.0	0.0	0.0
82.5°	16.7	7.9	3.2	2.3	0.9	0.0	0.0	0.0	0.0	0.0	0.0
85°	8.3	4.6	1.9	0.9	0.0	0.0	0.0	0.0	0.0	0.0	0.0
87.5°	4.6	1.4	0.5	0.0	0.0	0.0	0.0	0.0	0.0	0.0	0.0
90°	0.0	0.0	0.0	0.0	0.0	0.0	0.0	0.0	0.0	0.0	0.0

Signify Classified - Internal
Cooper Lighting Solutions Photometric Lab
1121 Highway 74 South
Peachtree City, GA 30269

Scaled Data Report



Report Generated By 670245982

Signify Classified - Internal
Cooper Lighting Solutions Photometric Lab
1121 Highway 74 South
Peachtree City, GA 30269

Scaled Data Report



Signify Classified - Internal
Cooper Lighting Solutions Photometric Lab
1121 Highway 74 South
Peachtree City, GA 30269

Scaled Data Report



Signify Classified - Internal
Cooper Lighting Solutions Photometric Lab
1121 Highway 74 South
Peachtree City, GA 30269

Scaled Data Report





--- HS — SS

Signify Classified - Internal
Cooper Lighting Solutions Photometric Lab
1121 Highway 74 South
Peachtree City, GA 30269

Scaled Data Report



u

Signify Classified - Internal
Cooper Lighting Solutions Photometric Lab
1121 Highway 74 South
Peachtree City, GA 30269

Scaled Data Report



Signify Classified - Internal
Cooper Lighting Solutions Photometric Lab
1121 Highway 74 South
Peachtree City, GA 30269

Scaled Data Report



(END OF REPORT)